



Conference on ENTERprise Information Systems / International Conference on Project
MANAGEMENT / Conference on Health and Social Care Information Systems and Technologies,
CENTERIS / ProjMAN / HCist 2015 October 7-9, 2015

CF4BPMN: a BPMN extension for controlled flexibility in business processes

Ricardo Martinho^{a,b,*}, Dulce Domingos^c, João Varajão^{d,e}

^a*School of Technology and Management, Polytechnic Institute of Leiria, Portugal*

^b*CINTESIS - Center for Health Technology and Services Research*

^c*LaSIGE, Faculdade de Ciências, Universidade de Lisboa, Portugal*

^d*Department of Information Systems, University of Minho, Portugal*

^e*Centro Algoritmi, University of Minho, Portugal*

Abstract

The need for flexibility in business process languages and tools has evolved over the past few decades, from totally rigid approaches, to totally flexible ones. The need to allow process designers to control this flexibility has risen due to the fact that, in the everyday practice, people do not wish for total flexibility. They rather prefer to be guided, even when they feel the need to change some part of business process. In this paper we propose CF4BPMN, a BPMN language extension to allow modeling and execution of controlled flexibility in business processes. Using this extension, process designers can express how a certain process element can or cannot be changed in execution time, taking into account their experience or other organizational restriction. Then, other process participants can visually learn and follow the advised changes onto a business process in a controlled manner.

© 2015 The Authors. Published by Elsevier B.V. This is an open access article under the CC BY-NC-ND license (<http://creativecommons.org/licenses/by-nc-nd/4.0/>).

Peer-review under responsibility of SciKA - Association for Promotion and Dissemination of Scientific Knowledge

Keywords: Business processes, BPMN, controlled flexibility, BPMN extension

* Corresponding author. Tel.:

E-mail address: ricardo.martinho@ipleiria.pt

1. Introduction

To address changes in environment, business processes need to be flexible. According to the recent study of Cognini et al. [19], business processes are subject of adaptation mainly due to external environment changes, outside the competence of the organizations, for example because of a change in the law. Others reasons that justify business process adaptations are changes in internal environment and in strategic goals, as well as in the approaches to reach these goals.

Since the early 1990's, process flexibility has been a constant concern. Process flexibility denotes the ability to modify only those parts of a process that need to be changed while keeping other parts stable [17].

Although flexibility is considered essential so that processes can cope with expected (or unexpected) exceptions, in the everyday business practice, process participants do not wish for total flexibility, i.e., changing processes without any restrictions or guidance. Instead, designers would like to define which changes can be applied, as well as performers would like to follow advices previously modelled on which and how they can change the elements that compose business processes [3, 5]. This *controlled flexibility* can be defined as the ability to control *which, where, how and by whom* the elements that composed a business process can or cannot be changed.

Since its release in 2004, BPMN (Business Process Model and Notation) [15] is becoming the leader and a *de facto* standard in business process modeling [9]. Considering flexibility features in BPMN business processes, we can find in the literature some works that take advantage of standard BPMN elements, such as the ad-hoc sub-process BPMN element, to define more flexible business processes [23, 22]. In addition, some works propose to extend BPMN with rule-based languages to improve flexibility by design [13] and with versioning features to support flexibility by changes [1, 2]. The jBPM (<http://www.jbpm.org>) engine also supports flexibility by change, including the migration of running process instances.

However, none of the current proposals have the necessary expressivity and features to let the process designer to advise, and then to guide process performers in changing operations, with distinct degrees of enforcement and details.

In this paper, we propose CF4BPMN: a BPMN extension for controlled flexibility. The extension allows process designers to express, within a process model, how it is advised for a process participant to change a certain process element (including tasks, events, gateways, data objects and swimlanes, for instance), according to the well-known business process flexibility taxonomy of Regev et al. [18]. Then, process participants can visualize and learn from the modeled controlled flexibility constraints, and act accordingly, i.e., be guided in changing or not the process models and/or instances, taking into account the advised changes.

In the next section, we present related work about flexibility in general and particularly concerning BPMN processes. The BPMN extension for controlled flexibility is presented in section 3. Finally, section 4 concludes the paper and discusses future work.

2. Related Work

Among others, Regev et al. present in [18] a taxonomy of flexibility in business processes. They classify it according to three orthogonal (combinable) dimensions:

1. *Abstraction level of change*, that distinguishes *where* changes are to be made, i.e., if at the *type* or *instance* levels (or both). Changing the process model (*type* level) implies changing the defined standard way of working, as it will affect all instances created there forward. However, change can occur only for certain instances of a process (*instance* level), in order to accommodate exceptional situations;

2. *Subject of change*, representing *which* modelling elements are to be changed. For instance, considering BPMN, modelling elements would include 1) flow objects (events, activities, gateways); 2) data (data objects, data inputs and outputs, data stores); 3) connecting objects (sequence flows, message flows, associations and data associations); 4) swimlanes (pools and lanes); and 5) artifacts (groups and text annotations); and

3. *Properties of change*, denoting *how* a modelling element can be changed. We can consider four combinable properties of change:

a) *Extent* of change, denoting if change is only introduced to an already existing process model (*incremental* change), or if change abolishes the existing process model and creates a completely new one (*revolutionary* change). Often experts are required to do revolutionary changes to the whole or part of a process model;

b) *Duration* of change, which can represent *temporary* or *permanent* changes. Temporary changes are valid for a limited period of time, and permanent changes are valid until the next permanent change;

c) *Swiftness* of change, that expresses if changes are to be applied *immediately* to all family-related process models (types) or instances (also the running ones), or *deferred* only to new process models or instances of the changed process; and

d) *Anticipation* of change, that identifies if the change is *planned* or *ad-hoc*. Ad-hoc changes are often made to tolerate exceptional situations, and planned changes are often part of a process redesign.

From some of the most prominent works on workflow flexibility [20, 6], we highlight ADEPT and YAWL. The ADEPT project starts in 1995 and it is at the origin of the AristaFlow BPM suite [16]. ADEPT covers changes at both type (model) and instance abstraction levels, and allows process participants to choose between *immediately* apply changes to all running instances (with an appropriate migration strategy) or *deferring* them only to be applied to new instances. The YAWL environment has been extended with the Worklets Service, which provides sub-services to support flexibility in workflows (*anticipation of change*): a *selection* sub-service, which enables *planned* changes for process *instances*; and an exception handling sub-service, which provides facilities to handle both *planned* (expected) and *ad-hoc* (unexpected) process exceptions at runtime [14]. However, both systems use their own process modeling language and notation.

In the following, we use this taxonomy to systematize the state of the art on BPMN flexibility. For instance, in prescriptive modelling approaches, all the alternative workflow paths are included in the process model (or *type*, according the mentioned taxonomy). At runtime, the most appropriate execution path is selected for each process instance. Declarative or constraint-based modelling approaches are considered more flexible, as everything that does not violate the constraints is allowed [21]. In this case, more flexible process models have fewer constraints. In addition, many of the workflow patterns [22] can be seen as constructs to support flexibility at the model (*type*) abstraction level of change.

BPMN considers the *Ad-Hoc Sub-Process* object to support flexibility at the model (*type*) abstraction level of change, as well as *ad-hoc* anticipation of change and *incremental* extent of change. This object is a group of BPMN activities that can have no required sequence or other control-flow relationships. Here, the *subject of change* involves activity type modeling elements, as well as control-flow elements such as sequences or parallel flows. Ad-hoc sub-processes have a set of activities, but their control-flow and number of executions is determined by performers at the *instance* abstraction level of change [15]. In [23], the authors use BPMN ad-hoc sub-processes to design flexible clinical workflows.

Following a constraint-based modelling approach, in [13], the authors take advantage of their rule-enhanced business process modeling language (rBPMN) to support flexibility at the model (*type*) abstraction level of change. They use rules to define many alternative paths in BPMN processes in a compact way.

In [1] and [2], the authors present a BPMN extension to support process models' versioning. The jBPM, a BPMN engine from the JBoss™ company, supports changing models during runtime, including the migration of running instances. This is an example of process flexibility at both model (*type*) and *instance* abstraction levels of change, with an *immediate* swiftness of change.

Despite the importance that flexibility has in business processes, in practice, both designers and performers do not want total flexibility, without any restrictions. Designers want to define which changes can be applied and performers would like some guidance at least [3, 5, 11]. In [6, 4], the authors present an approach that combines BPMN processes, rules, events and workflow adaptation patterns, which supports flexibility but also goes a step further by defining which changes can be applied, in which situations and how. In a more systematic way, Martinho et al. propose a framework for modelling controlled flexibility in software processes [12, 10]. They propose the Controlled Flexibility Language and they extend the Unified Modelling Architecture (UMA) metamodel [7] with its language constructs. To provide it with controlled flexibility, in this paper we extend BPMN with the Controlled Flexibility Language constructs, as we detail in the next section.

3. The CF4BPMN controlled flexibility extension

Extending BPMN to support controlled flexibility includes defining a domain model containing the main concepts of controlled flexibility language, as well an extension model as described by the native BPMN extension mechanisms. In this section we define both these models and include also an example of our CF4BPMN extension applied to a BPMN diagram.

3.1. Conceptual Domain Model for Controlled Flexibility

Based on our previous work on concept maps and ontologies for controlled flexibility in software processes [10], we propose the Controlled Flexibility Language (CFL) whose UML metamodel is presented in Figure 1.

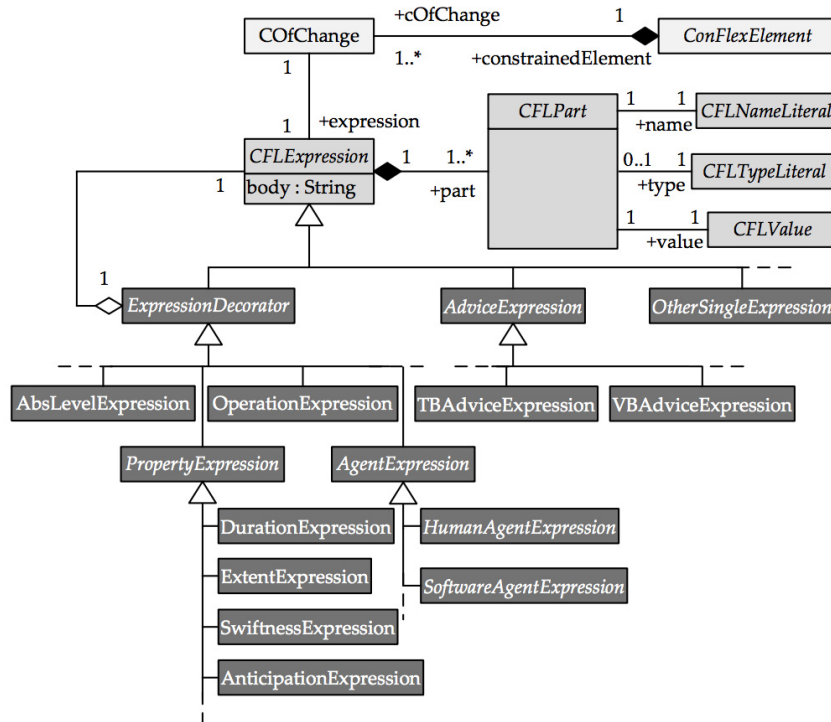


Figure 1 – The Controlled Flexibility Language (CFL) metamodel (extended version from [12])

The metamodel is based on the notion of *constraint of change* (COfChange), which defines that a change to a certain business process element can be constrained either positively (if it is changed, it can or must be done in a certain way), or negatively (if a change occurs, it should not or cannot be done in a certain way). The CFL metamodel has three related substructures, denoted by different grey-shaded classes and their corresponding associations:

1. ConFlexElement and COfChange;
2. CFLExpression, CFLPart, CFLNameLiteral, CFLTypeLiteral and CFLValue; and
3. CFLExpression and the corresponding hierarchy of expressions, including the shared association between ExpressionDecorator and CFLExpression.

The first substructure illustrates a composite association between ConFlexElement and COfChange. The ConFlexElement on the right defines an abstract superclass for all possible process elements for which the process designer can define controlled flexibility. A controlled flexibility-enabled element is a process element

which has, at least, one `CofChange` associated. The composite association also denotes that a constraint of change only exists within the context of a `ConFlexElement`. In turn, a `CofChange` has a one-to-one association with `CFLExpression`, defining that constraints of change must have exactly one expression.

The second substructure includes the definition and associations of the `CFLExpression` class. It represents a literal expression (string), which will contain all the semantic information of a `CofChange`. For example, we can consider a `CFLExpression` with a body attribute containing the following string:

```
{tbAdvice:TBAdvice=recommended, absLevel:AbsLevel=model}
```

The expression informs a process participant that it is recommended to change the model representation of the constrained `ConFlexElement`. We can observe that the expression follows a tuple-like format, and results from the composition of a variable number of `CFLPart` elements (two for the example above). Each `CFLPart` has a name literal (`CFLNameLiteral`), a type literal (`CFLTypeLiteral`) and a value (`CFLValue`). For the example above, the first `CFLPart` instance is defined by a `tbAdvice` name literal, a `TBAdvice` type literal and the *recommended* value. A `CFLExpression` must have, at least, one `CFLPart`, and a `CFLPart` belongs only to one `CFLExpression` at a time. The `CFLTypeLiteral` of a part is optional (association with multiplicity of 0..1 to 1), and therefore the expression above can also be written in its simplest form:

```
{tbAdvice=recommended, absLevel=model}
```

The third substructure of the CFL constructs is composed by `CFLExpression` and the corresponding hierarchy of expressions, along with the shared association between `ExpressionDecorator` and `CFLExpression`. The structure applies the Decorator structural software pattern of Gamma *et al.* [8]. A constraint of change must be able to assume different degrees of detail in its definition. It can vary from having a single `AdviceExpression`, to a combination of `CFLExpression` elements, composing a constraint of change with more detail. The expression example above is itself a combination of a `TBAdviceExpression` with an `AbsLevelExpression`. The Decorator pattern from Gamma *et al.* [8] avoids the disadvantage of static subclassing. It enables a process engineer to combine several `CFLExpressions` of different types into a global one. This means that a mandatory `AdviceExpression` (leaf expression) can be decorated with other (non-leaf) expressions at runtime by the process engineer. The result is still a single `CFLExpression` object, which begins by being a single `AdviceExpression`, to which is later added responsibilities through the `CFLExpression` decorators, such as the `AbsLevelExpression` one. Back to the expression example above, its concrete implementation comprises a leaf `TBAdviceExpression` and an `AbsLevelExpression` decorator.

3.2. BPMN Extension

The BPMN 2.0 meta-model includes an extensibility mechanism to add non-standard attributes and elements to standard BPMN elements. A BPMN extension consists of four elements:

1. `Extension` - binds/imports an `ExtensionDefinition` and its attributes to a BPMN model definition;
2. `ExtensionDefinition` - defines and groups additional attributes that can be added to BPMN elements;
3. `ExtensionAttributeDefinition` - defines new attributes that can be added to BPMN elements; and
4. `ExtensionAttributeValue` - contains the attribute value.

Figure 2 presents the class diagram of BPMN extension. By associating a BPMN element with an `ExtensionDefinition`, every BPMN element which subclasses the `BPMN BaseElement` can be extended with additional attributes.

The name of the extension we propose, `CF4BPMN`, is the value of the `ExtensionDefinition` attribute name. The value of the `mustUnderstand` attribute of the `Extension` class is `false` - if the BPMN tool does not understand this extension, it can ignore it, losing the controlled flexibility support. The new `CF4BPMN` attributes are `CofChange`, `CFLExpression`, and `CFLPart`, defined as `ExtensionAttributeDefinitions`.

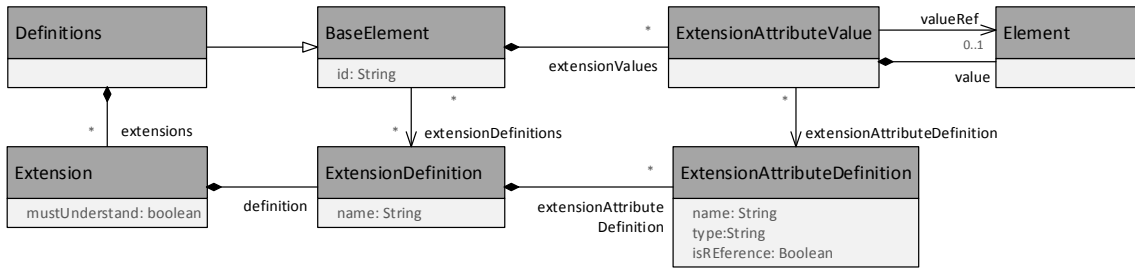


Figure 2 - BPMN extension class diagram

3.3. BPMN Extension application example

Our extension includes also an altered graphical representation of the BPMN elements that are to be marked as *controlled flexibility-enabled* elements. This is achieved by marking these elements with a green-coloured background, and associating them an annotation element (also coloured), which will contain the CFLE expression body text, as described in section 3.1. Figure 3 shows, as an example, the BPMN diagram of the *Elaboration* phase of the Unified Process (UP), as detailed in [24] with *controlled flexibility-enabled* elements.

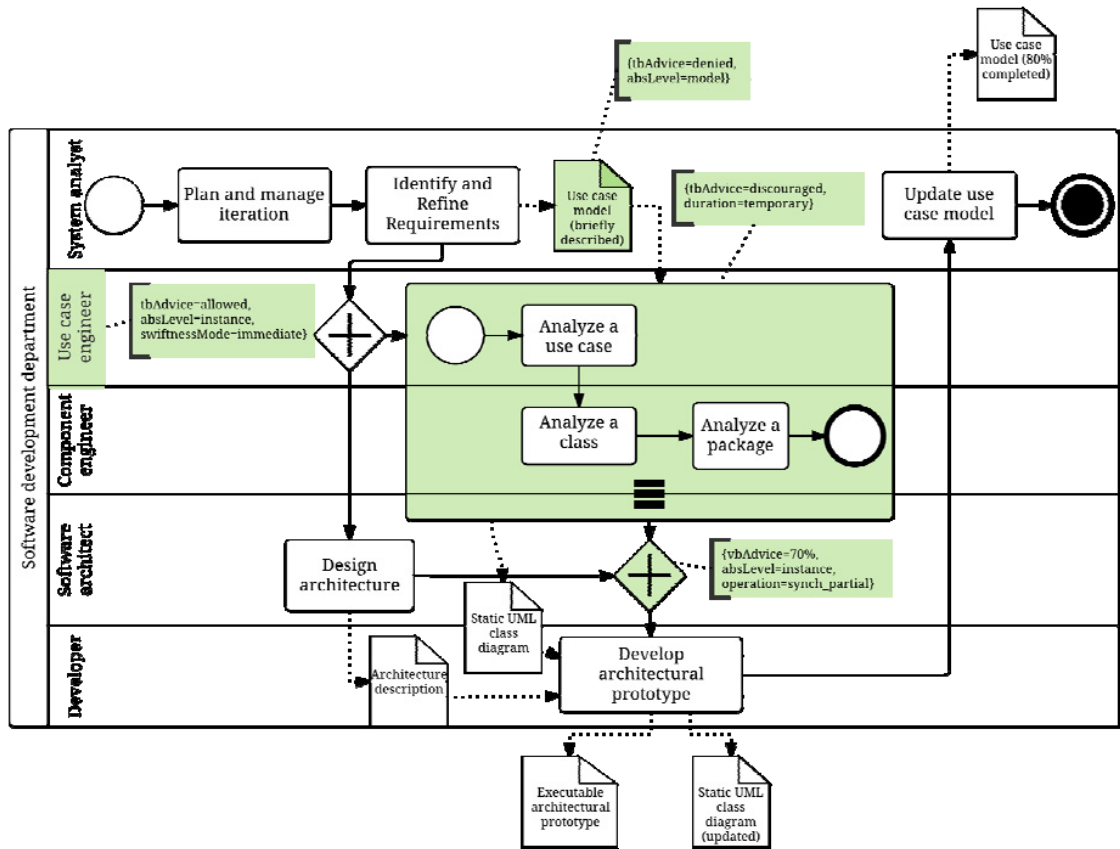


Figure 3 – BPMN diagram with controlled flexibility elements for the Elaboration phase of the UP software development process

In this example, we can observe the following four applications of the CF4BPMN extension:

1. Data object labeled “Use case model (briefly described)”, with the CFLEExpression value of {tbAdvice=denied, absLevel=model}, meaning it that are *denied* (tbAdvice - text-based advice) any changes performed at the model (type) abstraction level of change;
2. Sequential Multi-Instance subprocess, with the CFLEExpression value of {tbAdvice=discouraged, duration=temporary}, meaning that it is *discouraged* to make *temporary* changes to this subprocess, i.e., changes valid only for a limited period of time (referring to the *duration* property of change described in section 2).
3. Merge parallel gateway, with the CFLEExpression value of {vbAdvice=70%, absLevel=instance, operation=synch_partial}, meaning that 70% (vbAdvice – value-based advice) of *instances* were changed in order to allow for a partial synchronization of incoming paths (i.e., the gateway allowed for the process to proceed for the next element with only one incoming path reaching it);
4. The lane labeled “Use case engineer”, with the CFLEExpression value of {tbAdvice=allowed, absLevel=instance, swiftinessMode=immediate}, meaning that changes to whom is going to perform the Tasks in this lane are allowed, but only at the instance abstraction level of change, being immediately applied to all (running) instances of this element.

It is important to notice that our work assumes that flexibility is unconstrained (i.e. totally free) for any unmarked BPMN element. For instance, changes to the “Define architecture” Task in Figure 3 are completely allowed (not constrained by any expression).

The same way, any flexibility concept not referred within the CFLEExpressions should assume a default value. For instance, the CFLEExpression on the sequential multi-instance subprocess does not explicitly refer the abstraction level of change, meaning that the included advice may be assumed for both *models* and *instances* of this element’s abstraction level of change (default value for absLevel=model_instance).

4. Conclusions and future work

In this paper we proposed the CF4BPMN extension in order to enable controlled flexibility in business processes. Through this extension, process designers are able to express *which*, *where* and *how* certain elements of a business process can be changed. This allows for other process participants to be aware of the advised changes they can perform on a business process. The concepts behind these advised changes are taken from the business process flexibility taxonomy in [18], from which we derived an extension metamodel. The metamodel is based on the notion of constraints of change, which in turn include a tuple-like text-based expression stating the controlled flexibility to which a certain process element is subjected to.

In our extension to BPMN we propose the use of green-coloured process elements to distinguish them from those which have not controlled flexibility. We also use coloured annotations to convey the tuple-like constraint expressions defined in our metamodel, taking advantage of a well-established way to add extra information to BPMN diagrams.

Future work includes the implementation of CF4BPMN in a BPMN-compliant business process suite, comprising the necessary process design and execution features. We are also pursuing organizations where there is already an informal way of controlling flexibility in business processes. This will allow us to test our extension and to improve it taking into account additional requirements from real-world scenarios.

References

1. Ben Said, I., Mohamed Amine Chaabane, and Eric Andonoff. "A model driven engineering approach for modelling versions of business processes using BPMN." In *Business Information Systems* (2010), . Springer Berlin Heidelberg, 254-267.
2. Ben Said, I.; Chaabane, Ma.; Bouaziz, R.; Andonoff, E., "Flexibility of collaborative processes using versions and adaptation patterns," In Proceedings of the IEEE 9th International Conference on Research Challenges in Information Science (RCIS), (2015), 400-411,
3. Bider, I. (2005). Masking Flexibility Behind Rigidity: Notes on How Much Flexibility People are Willing to Cope With. In Proceedings of the 17th International Conference on Advanced Information Systems Engineering (CAiSE'05).

4. Birgit Zimmermann and Markus Doehring. 2011. Patterns for flexible BPMN workflows. In Proceedings of the 16th European Conference on Pattern Languages of Programs (EuroPLoP '11), 2011.
5. Borch, S. E. and Stefansen, C. (2006). On Controlled Flexibility. In Proceedings of the 7th Workshop on Business Process Modeling, Development and Support (BPMDS'06) co-located with the 18th Conference on Advanced Information Systems Engineering (CAiSE'06).
6. Döhning, M., Zimmermann, B., & Karg, L. (2011, January). Flexible workflows at design-and runtime using BPMN2 adaptation patterns. In Business Information Systems (pp. 25-36). Springer Berlin Heidelberg.
7. Eclipse Foundation. The Unified Metamodel Architecture Metamodel v1.1, (2008).
8. Gamma, E., Helm, R., Johnson, R., and Vlissides, J. (1995). Design Patterns: Elements of Reusable Object-Oriented Software. Addison-Wesley.
9. Harmon P, Wolf C. The State of Business Process Management. Business Process Trends; 2008. <http://www.bptrends.com/bptrends-surveys/>, last access: 27/03/2015.
10. Martinho, R., Domingos, D., & Varajao, J. (2010). Concept maps for the modelling of controlled flexibility in software processes. IEICE TRANSACTIONS on Information and Systems, 93(8), 2190-2197.
11. Martinho, R., Varajao, J., & Domingos, D. (2008, September). A two-step approach for modelling flexibility in software processes. In Proceedings of the 2008 23rd IEEE/ACM International Conference on Automated Software Engineering (pp. 427-430). IEEE Computer Society.
12. Martinho, Ricardo, João Varajão, and Dulce Domingos. "FlexSPMF: A Framework for Modelling and Learning Flexibility in Software Processes." In *Proceedings of the 2nd World Summit on the Knowledge Society: Visioning and Engineering the Knowledge Society. A Web Science Perspective*, (2009), Springer-Verlag, 78-87.
13. Milanovic, M.; Gasevic, D.; Rocha, L. "Modeling Flexible Business Processes with Business Rule Patterns", In Proceedings of the 15th IEEE International Enterprise Distributed Object Computing Conference (EDOC), (2011), 65 - 74
14. Nick Russell and A.H.M. ter Hofstede. Surmounting BPM Challenges: The YAWL Story. Special issue of Computer Science - Research and Development on Flexible Process-aware Information Systems 23(2):67-79, May 2009.
15. Object Management Group (OMG), Business Process Model and Notation (BPMN) Version 2.0, 2011.
16. Dadam, P. and Manfred Reichert. The ADEPT project: a decade of research and development for robust and flexible process support. Computer Science - Research and Development, (2009), 23(2), 81–97.
17. Regev, G. and Wegmann, A. (2005). A Regulation-Based View on Business Process and Supporting System Flexibility. In Proceedings of the 17th International Conference on Advanced Information Systems Engineering (CAiSE'05), volume 1, 91–98.
18. Regev, G., Soffer, P., & Schmidt, R. Taxonomy of Flexibility in Business Processes. In *Proceedings of the CAiSE'06 Workshop on Business Process Modelling, Development, and Support (BPMDS '06)*, 2006
19. Riccardo Cognini, Flavio Corradini, Stefania Gnesi, Andrea Polini, and Barbara Re. 2014. Research challenges in business process adaptability. In Proceedings of the 29th Annual ACM Symposium on Applied Computing (SAC '14). ACM, New York, NY, USA, 1049-1054.
20. Schonenberg, H., Mans, R., Russell, N., Mulyar, N., and van der Aalst, W. M. P. (2008a). Process Flexibility: A Survey of contemporary Approaches. In Proceedings of Advances in Enterprise Engineering I, 4th International Workshop CIAO! and 4th International Workshop EOMAS, 20th Conference on Advanced Information Systems Engineering (CAiSE'08), 2008.
21. van der Aalst, W. M., Adams, M., ter Hofstede, A. H., Pesic, M., & Schonenberg, H. Flexibility as a Service. In Database Systems for Advanced Applications, 2009, Springer Berlin Heidelberg, 319-333.
22. W.M.P. van der Aalst, A.H.M. ter Hofstede, B. Kiepuszewski, and A.P. Barros. Workflow Patterns. Distributed and Parallel Databases, 14(1):5–51, 2003.
23. Yao, W., & Kumar, A. (2013). Conflexflow: Integrating flexible clinical pathways into clinical decision support systems using context and rules. Decision Support Systems, 55(2), 499-515.
24. Jacobson, I., Booch, G., Rumbaugh, J., Rumbaugh, J., & Booch, G. (1999). *The unified software development process* (Vol. 1). Reading: Addison-Wesley.